



KINDERGARTEN: English Language Arts, Plan #1

TASK: Exploring Initial Consonants

PRODUCTIVITY TOOL: KidPix

TIMELINE: 1 Class

DIFFICULTY LEVEL: Easy

Using *KidPix* software, the student will type the letter being studied then choose any rubber stamp from any of the stamp palettes for any picture that starts with the same initial letter, as well as label their work with his/her name. The student will then share ideas with their peers.



The learner will:

- F1** 1.1 identify techniques and tools for communicating, storing, retrieving and selecting information
- 1.2 apply terminology appropriate to the technologies being used at this division level
- 1.3 demonstrate an understanding that the user manages and controls the outcomes of technology
- F2** 1.2 describe particular technologies being used for specific purposes
- F3** 1.1 demonstrate courtesy and follow classroom procedures when making appropriate use of computer technologies
- 1.2 work collaboratively to share limited resources
- 1.3 demonstrate care of technology equipment
- F5** 1.1 demonstrate proper posture when using a computer
- 1.2 demonstrate safe behaviors when using technology
- F6** 1.1 perform basic computer operations, which may vary by environment (moving the cursor, clicking on an icon)
- P3** 1.1 access images, such as clip art, to support communication
- 1.3 access sound clips or recorded voice to support communication
- P4** 1.1 integrate text and graphics to form a meaningful message
- 1.2 balance text and graphics for visual effect






Curriculum Outcomes



KINDERGARTEN: English Language Arts, Plan #1

TASK: Initial Consonants


GO 1.1 Discover and Explore, Bullet 5

-  talk about own reading and writing experiences


GO 1.2 Clarify and Extend, Bullets 1 and 8

-  connect related ideas and information
-  read own first name, environmental print and symbols, words that have personal significance and some words in texts


GO 2.2 Respond to Texts, Bullet 7

-  experiment with sounds, words, word patterns, rhymes and rhythms


GO 2.3 Understand Forms, Elements & Techniques, Bullet 1

-  experience a variety of oral, print and other media texts


GO 2.4 Create Original Text, Bullet 4

-  talk about and explain the meaning of own pictures and print



GO 3.2 Select and Process, Bullet 2

-  use illustrations, photographs, video programs, objects and auditory cues, to access information



GO 3.4 Share and Review, Bullet 1

-  share ideas and information about topics of interest



GO 4.1 Enhance and Improve, Bullets 4 and 7

-  explore the keyboard, using letters, numbers and the space bar
-  experiment with sounds, colours, print and pictures to express ideas and feelings


GO 4.2 Attend to Conventions, Bullets 4 and 5

-  connect letters with sounds in words
-  print own name, and copy environmental print and words with personal significance


GO 4.3 Present and Share, Bullets 2 and 4

-  use drawings to illustrate ideas and information, and talk about them
-  follow one- or two-step instructions

GO 5.1 Respect Others and Strengthen Community, Bullet 4

-  use appropriate words, phrases and statements with adults and peers when speaking and listening, sharing and taking turns

GO 5.2 Work Within a Group, Bullet 4

-  listen to others' ideas

