



**SCOPE & SEQUENCE**  
**GR. 8 – LA**

**Student Task**

**GRADE 8: English Language Arts**









**TASK: Autobiographic Slide Show**

**PRODUCTIVITY TOOL: Internet Research, Multimedia Presentation**

**TIMELINE: 6 Classes**

**LEVEL OF DIFFICULTY: Project**

Students will develop a personal profile which includes the following:

-  demographic information (name, address, birthdate, location of birth)
-  a look at themselves over time (i.e. at age 2, 6, and 10; this will require them to interview parents, siblings, relatives for their perspectives)
-  photograph of themselves using a digital camera
-  a .wav, .mid. or .mp3 file of their favorite song
-  an .mpg or .avi clip of a favorite movie or TV show
-  a scanned image of their pet/family member
-  information about their favorite sports team or a hobby (including Internet links)
-  favorite subject in school and links to three Internet sites relating to that subject


**ICT Outcomes**

**The learner will:**

- C1** 3.1 plan and conduct a search, using a wide variety of electronic sources
- 3.5 analyze and synthesize information to create a product
- 3.6 communicate in a persuasive and engaging manner, through appropriate forms, such as speeches, letters, reports and multimedia presentations, applying information technologies for content, audience and purpose
- C7** 3.2 make connections among related, organized data, and assemble various pieces into a unified message
- F1** 3.1 demonstrate an understanding that information can be translated through a variety of media
- 3.3 apply terminology appropriate to the technology being used at this division level
- 3.4 demonstrate an understanding that digital technology follows a logical order of operations
- 3.7 demonstrate the ability to troubleshoot technical problems
- F4** 3.1 identify aspects of style in a presentation
- F6** 3.1 connect and use audio, video and digital equipment
- 3.3 demonstrate proficiency in uploading and downloading text, image, audio and video files
- 3.4 demonstrate ability to control devices electronically
- P3** 3.2 create multimedia presentations that incorporate meaningful graphics, audio, video, and text gathered from remote resources
- P4** 3.3 emphasize information, using placement and colour
- P6** 3.2 demonstrate proficiency in accessing local area network, wide area network and Internet services, including uploading and downloading text, image, audio and video files





## Curriculum Outcomes

### **GRADE 8: English Language Arts**

#### **TASK: Autobiographic Slide Show**

#### **PRODUCTIVITY TOOL: Internet Research, Multimedia Presentation**

#### ***GO 1.1 Discover and Explore, Bullets 1 and 5***

- ✎ revise understanding and expression by connecting new and prior experiences

#### ***GO 2.1 Use Strategies and Cues, Bullet 6***

- ✎ identify and use visual and textual cues in reference materials, such as catalogues, databases, websites, thesauri and writers' handbooks, to access information effectively and efficiently

#### ***GO 2.2 Respond to Texts, Bullet 1***

- ✎ experience oral, print and other media texts from a variety of cultural traditions and genres, such as magazine articles, diaries, drama, poetry, Internet passages, fantasy, nonfiction, advertisements, and photographs

#### ***GO 2.4 Create Original Text, Bullet 1***

- ✎ create oral, print and other media texts related to issues encountered in texts and in own life

#### ***GO 3.1 Plan and Focus, Bullet 3***

- ✎ select the most appropriate information sources for topic, audience, purpose and form

#### ***GO 3.2 Select and Process, Bullet 2***

- ✎ expand and use a variety of tools and text features, such as subtitles, margin notes, key words, electronic searches, previews, reviews, visual effects and sound effects, to access information

#### ***GO 3.3 Organize, Record and Evaluate, Bullet 2***

- ✎ organize ideas and information to establish an overall impression or point of view in oral, print and other media texts

#### ***GO 3.4 Share and Review, Bullet 2***

- ✎ integrate appropriate visual, print and/or other media to inform and engage the audience

#### ***GO 4.1 Enhance and Improve, Bullet 11***

- ✎ experiment with figurative language, voice, sentence patterns, camera angle and music to create an impression or mood

#### ***GO 4.3 Present and Share, Bullets 2 and 5***

- ✎ present information to achieve a particular purpose and to appeal to interest and background knowledge of reader or audience

