


SCOPE & SEQUENCE
GR. 3 - LANGUAGE ARTS

Student Task

GRADE 3: English Language Arts, Plan #2








TASK: Interview Senior Citizens

PRODUCTIVITY TOOL: Word Processor

TIMELINE: 1-2 Weeks

DIFFICULTY LEVEL: Project

Students will brainstorm interview questions prior to visiting a seniors development. The student will interview the seniors regarding life when the seniors were younger, focusing his/her questions on such topics:

-  home
-  number of children in the family
-  chores
-  money or allowance
-  games and fun time
-  transportation
-  holidays

If the senior approves, the student will include the senior's picture taken with a digital camera. The students will return to school to write and edit a biographical sketch based on the interview. They will then revisit the seniors to check and celebrate their work. Subsequent revisions will be made based on suggestions from the seniors themselves. A copy of the finished reports will be mailed to the seniors.



ICT Outcomes

The learner will:

- C4** 1.1 follow a plan to complete an inquiry
1.2 formulate new questions as research progresses
- C7** 1.1 develop questions that reflect a personal information need
1.2 summarize data by picking key words from gathered information and by using jottings, point form or retelling
- F1** 1.1 identify techniques and tools for communicating, storing, retrieving and selecting information
1.2 apply terminology appropriate to the technologies being used at this division level
- F2** 1.2 describe particular technologies being used for specific purposes
- F3** 1.1 demonstrate courtesy and follow classroom procedures when making appropriate use of computer technologies
1.2 work collaboratively to share limited resources
1.3 demonstrate appropriate care of technology equipment
- F5** 1.1 demonstrate proper posture when using a computer
- F6** 1.1 perform basic computer operations, which may vary by environment, including powering up, inserting disks, moving the cursor, clicking on an icon, using pull-down menus, executing programs, saving files, retrieving files, printing, ejecting disks and powering down
1.2 use proper keyboarding techniques for the home row, enter, space bar, tab, backspace, delete and insertion-point arrow keys
- P1** 1.1 create original text, using word processing software, to communicate and demonstrate understanding of forms and techniques
1.2 edit complete sentences, using such features of word processing as cut, copy and paste
- P3** 1.1 access images, such as clip art, to support communication
- P4** 1.1 integrate text and graphics to form a meaningful message
1.2 balance text and graphics for visual effect






Curriculum Outcomes


GRADE 3: English Language Arts, Plan #2

TASK: Interview Senior Citizens


GO 1.1 Discover and Explore, Bullet 3

-  explore ideas and feelings by asking questions and talking to others


GO 1.2 Clarify and Extend, Bullet 3

-  ask questions to clarify information and ensure understanding



GO 2.1 Use Strategies and Cues, Bullet 1

-  share ideas developed through interests, experiences and discussion that are related to new ideas and information


GO 2.4 Create Original Text, Bullet 1

-  experiment with ways of generating and organizing ideas prior to creating print text


GO 3.1 Plan and Focus, Bullets 3 and 4

-  ask topic-appropriate questions to identify information needs
-  contribute ideas for developing a class plan to access and gather ideas and information



GO 3.3 Organize, Record and Evaluate, Bullet 4

-  organize and share ideas and information from interview


GO 3.4 Share and Review, Bullet 1

-  organize and share ideas and information on topics to engage familiar audiences


GO 4.1 Enhance and Improve, Bullets 2 and 6

-  combine and rearrange existing information to accommodate new ideas and information
-  use keyboarding skills to compose, revise and print text


GO 4.2 Attend to Conventions, Bullet 4

-  distinguish between complete and incomplete sentences


GO 4.3 Present and Share, Bullet 1

-  present ideas and information on a topic, using a pre-established plan

GO 5.1 Respect Others and Strengthen Community, Bullet 1

-  describe similarities between experiences and traditions encountered in daily life and those portrayed in interview

GO 5.2 Work Within a Group, Bullet 2

-  identify and seek help from others who can provide assistance in specific situations

