


SCOPE & SEQUENCE
GR. 3 - LANGUAGE ARTS

Student Task

GRADE 3: English Language Arts, Plan #1

TASK: Creative Writing

PRODUCTIVITY TOOL: *Storybook Weaver Deluxe (Also Clarisworks or KidPix)*

TIMELINE: As Needed

DIFFICULTY LEVEL: ☺☺ Average

The student will write a story and use a database of images to illustrate them. If desired, music and sound effects can be added. When completed, the program can “read” the story so the student can hear his/her own work.



ICT Outcomes

The learner will:

- F1** 1.1 identify techniques and tools for communicating, storing, retrieving and selecting information
- 1.2 apply terminology appropriate to the technologies being used at this division level
- 1.3 demonstrate an understanding that the user manages and controls the outcomes of technology
- F3** 1.1 demonstrate courtesy and follow classroom procedures when making appropriate use of computer technologies
- 1.2 work collaboratively to share limited resources
- 1.3 demonstrate care of technology equipment
- F5** 1.1 demonstrate proper posture when using a computer
- 1.2 demonstrate safe behaviours when using technology
- F6** 1.1 perform basic computer operations, which may vary by environment, including powering up, inserting disks, moving the cursor, clicking on an icon, using pull-down menus, executing programs, saving files, retrieving files, printing, ejecting disks and powering down
- 1.2 use proper keyboarding techniques for the home row, enter, space bar, tab, backspace, delete and insert-point arrow keys
- 1.3 operate basic audio and video equipment, including inserting, playing, recording and ejecting media
- P1** 1.1 create original text, using word processing software, to communicate and demonstrate understanding of forms and techniques
- 1.2 edit complete sentences, using such features of word processing as cut, copy and paste
- P3** 1.1 access images, such as clip art, to support communication
- 1.3 access sound clips or recorded voice to support communication
- P4** 1.1 integrate text and graphics to form a meaningful message
- 1.2 balance text and graphics for visual effect




Curriculum Outcomes


GRADE 3: English Language Arts, Plan #1

TASK: Creative Writing


GO 1.1 Discover and Explore, Bullet 5

-  choose and share a variety of oral, print and other media texts in areas of particular interest


GO 1.2 Clarify and Extend, Bullet 2

-  experiment with arranging and recording ideas and information in a variety of ways


GO 2.3 Understand Forms, Elements & Techniques, Bullet 2

-  discuss ways that visual images convey meaning in print and other media texts




GO 2.4 Create Original Text, Bullet 1

-  experiment with ways of generating and organizing ideas prior to creating oral, print and other media text



GO 3.4 Share and Review, Bullet 1

-  organize and share ideas and information on topics to engage familiar audiences


GO 4.1 Enhance and Improve, Bullets 6, 7 and 10

-  use keyboarding skills to compose, revise and print text
-  understand and use vocabulary associated with keyboarding and word processing
-  choose words, language patterns, illustrations or sounds to add detail and create desired effects in oral, print and other media texts


GO 4.2 Attend to Conventions, Bullets 3 and 4

-  use adjectives and adverbs to add interest and detail to own writing
-  distinguish between complete and incomplete sentences


GO 4.3 Present and Share, Bullet 2

-  use print and nonprint aids to illustrate ideas and information in oral, print and other media texts

GO 5.1 Respect Others and Strengthen Community, Bullet 4

-  use appropriate language to acknowledge and celebrate individual and class accomplishments

GO 5.2 Work Within a Group, Bullet 4

-  ask others for their ideas, and express interest in their contributions

