



SCOPE & SEQUENCE
GR. 2 - SOCIAL

Student Task
GRADE 2: Social Studies**TOPIC A: People Nearby, Plan #1****TASK: Slide Show**

PRODUCTIVITY TOOL: Digital Camera, Presentation Software


TIMELINE: 2 Weeks

LEVEL OF DIFFICULTY:  Project

Using the digital camera, students will visit and photograph various sites in their neighborhood. They will then construct a slide show with each student creating one slide depicting some aspect of their community. (Depending on the size of the community, the teacher may have to drive around to get the remaining pictures required in digital form.) Include information about accessibility for people in wheelchairs, i.e. wheelchair ramps, Handi-bus, etc. Identify how computers and technology are used within the community in everyday life, as well as how they are being used for specific purposes, i.e. banks, grocery stores, lights, etc.

Conduct a class survey of students whose parents work within the community or commute to the larger city nearby, then graph results.

Include information about the community received from e-mail communication with any of the following: the mayor, fire chief, school officials, etc.



ICT Outcomes
The learner will:

- C4** 1.3 organize information from more than one source
- C6** 1.3 use technology to support and present conclusions
- C7** 1.1 develop questions that reflect a personal information need
- F1** 1.1 identify techniques and tools for communicating, storing, retrieving and selecting information
 - 1.2 apply terminology appropriate to the technologies being used at this division level
- F2** 1.1 identify technologies used in everyday life
 - 1.2 describe particular technologies being used for specific purposes
- F3** 1.1 demonstrate courtesy and follow classroom procedures when making appropriate use of computer technologies
 - 1.2 work collaboratively to share limited resources
 - 1.3 demonstrate appropriate care of technology equipment
 - 1.3 demonstrate appropriate care of technology equipment
 - 1.5 use appropriate communication etiquette
- F5** 1.2 demonstrate safe behaviors when using technology
- F6** 1.1 perform basic computer operations, which may vary by environment, including powering up, inserting disks, moving the cursor, clicking on an icon, using pull-down menus, executing programs, saving files, retrieving files, printing, ejecting disks and powering down
- P3** 1.1 access images, such as clip art, to support communication
- P4** 1.1 integrate text and graphics to form a meaningful message
 - 1.2 balance text and graphics for visual effect
- P6** 1.1 compose a message that can be sent through communication technology
 - 1.2 communicate electronically with people outside the classroom








Curriculum Outcomes

GRADE 2: Social Studies



TOPIC A: People Nearby, Plan #1

TASK: Slide Show




Knowledge Objectives, Bullets 1, 2, 3, 4 and 5

-  All people have similar needs.
-  People's needs are met in different ways.
-  People in my community meet some of their needs through services/facilities.


Concepts:

- services/facilities in own community, e.g. hospitals, swimming pools, libraries, clinics, senior citizen homes, day-cares, drop-in centers
- recreation
- occupation
- schools
-  Services/facilities meet the needs of different people in different ways.
-  People cooperate with each other in our community to meet needs.


Skill Objectives, Bullets 3, 10, and 11

-  collect and record data on a pictograph and/or bar graph, and compose a title for data collected
-  draw conclusions about how one's own needs and others' needs are met within the community
-  draw conclusions about how services/facilities accommodate one's needs and needs of others


Communication Skills, Bullet 2

-  express ideas through individual and/or cooperative writing of sentences and/or stories

Participation Skills, Bullet 4

-  plan and carry out an activity aimed at promoting understanding and cooperation between individuals and/or groups

Attitude Objectives, Bullet 3

-  appreciation and respect for the community services/facilities

