










**SCOPE & SEQUENCE**  
**GR. 2 - SCIENCE**

**Student Task**
**GRADE 2: Science****TOPIC E: Small Crawling And Flying Animals****TASK: “My Creepy Crawly” Report****PRODUCTIVITY TOOL: Word Processor****TIMELINE: 4 Classes****DIFFICULTY LEVEL: Project**

Students will tour the nearby park in search of a small creepy crawly on which to write a report. The report must include the following:

-  Title
-  Byline
-  What I Found
  - name what was found
  - name the category (insect, spider, centipede, slug, worm, etc.)
-  What It Looks Like
  - tell how many body parts
  - tell how many legs
  - tell how many wings
-  Where I Found It
  - tell where the creepy crawly was found
-  Research
  - add something interesting about the creepy crawly from information found on the Internet
-  Resources
  - list where the information was found (title of Internet page, URL, and date found)
-  Picture
  - include a picture or photograph, found on the Internet, of the creepy crawly



*Arachnid Photo*

<http://www.aki.ku.dk/zmuc/ento/arachnid/images/>

[sl\\_myga.gif](#)

found May 20, 2000


**ICT Outcomes**
**The learner will:**

- C1** 1.1 access and retrieve appropriate information from electronic sources for a specific inquiry
- C4** 1.1 follow a plan to complete an inquiry  
1.2 formulate new questions as research progresses
- C7** 1.3 draw conclusions from organized information  
1.4 make predictions based on organized information
- F1** 1.1 identify techniques and tools for communicating, storing, retrieving and selecting information  
1.2 apply terminology appropriate to the technologies being used at this division level  
1.3 demonstrate an understanding that the user manages and controls the outcomes of technology
- F3** 1.1 demonstrate courtesy and follow classroom procedures when making appropriate use of computer technologies  
1.2 work collaboratively to share limited resources  
1.3 demonstrate appropriate care of technology equipment  
1.4 recognize and acknowledge the ownership of electronic material
- F6** 1.1 perform basic computer operations, which may vary by environment, including powering up, inserting disks, moving the cursor, clicking on an icon, using pull-down menus, executing programs, saving files, retrieving files, printing, ejecting disks and powering down
- P1** 1.1 create original text, using word processing software, to communicate and demonstrate understanding of forms and techniques
- P2** 1.1 read information from a prepared database
- P4** 1.1 integrate text and graphics to form a meaningful message  
1.2 balance text and graphics for visual effect
- P5** 1.2 access hyperlinked sites on an intranet or the Internet






## Curriculum Outcomes

### **GRADE 2: Science**

#### **TOPIC E: Small Crawling And Flying Animals**

#### **TASK: “My Creepy Crawly” Report**

##### ***General Learner Expectations***

-  Describe the general structure and life habits of small crawling and flying animals; e.g. insects, spiders, worms, slugs; and apply this knowledge to interpret local species that have been observed.

##### ***Specific Expectations***

The student will:

1. Recognize that there are many different kinds of small crawling and flying animals, and identify a range of examples that are found locally.
2. Compare and contrast small animals that are found in the local environment. These animals should include at least three invertebrates—that is, animals such as insects, spiders, centipedes, slugs, worms.



## My Creepy Crawly by Student Name



### What I Found

- name what was found
- name the category (insect, spider, centipede, slug, worm, etc.)

### What It Looks Like

- tell how many body parts
- tell how many legs
- tell how many wings

### Where I Found It

- tell where the creepy crawly was found

### Research

- add something interesting about the creepy crawly from information found on the Internet

### Resources

- list where the information was found (title of Internet page, URL, and date found)

### Picture

- include a picture or photograph, found on the Internet, of the creepy crawly and list where the image was found (title of Internet page, URL, and date found)



***Arachnid Photo***

[http://www.aki.ku.dk/zmuc/ento/arachnid/images/  
sl\\_myga.gif](http://www.aki.ku.dk/zmuc/ento/arachnid/images/sl_myga.gif)

found May 20, 2000