


SCOPE & SEQUENCE
GR. 1 - LANGUAGE ARTS

Student Task

GRADE 1: English Language Arts, Plan #2

TASK: *Brown Bear, Brown Bear Parody*

PRODUCTIVITY TOOL: Slide Show, Digital Camera

TIMELINE: 2-3 Days

LEVEL OF DIFFICULTY: ☺☺☺ Project

Students will work cooperatively to create a class slide presentation based on the book *Brown Bear, Brown Bear* by Bill Martin, Jr. Using a digital camera, students will be photographed peeking from various locations around the school. As a teacher-directed activity modeling the use of a computer and large screen projector, students will learn the various steps to insert a new slide, insert text, and insert a picture from a file to a *PowerPoint* presentation of their class. While the students themselves never use the computer for this activity, they are introduced to various features of a word processor (font style, font size, insert text, insert picture from clipart, insert a picture from a file, save file) that will enable them to complete short creative writing assignments on future occasions. By the third or fourth slide, the students should be able to tell the various steps to create a new slide. Soon the teacher becomes the secretary inputting information as directed by the students. Use the opportunity to stress capital letters, periods and question marks. When the production is complete, students are encouraged to play the slide show while using a tape recorder to tape the story.


ICT Outcomes

The learner will:

- C1** 1.1 access and retrieve appropriate information from electronic sources for a specific inquiry
- C4** 1.1 follow a plan to complete an inquiry
- C5** 1.1 share information collected from electronic sources to add to a group task
- F1** 1.1 identify techniques and tools for communicating, storing, retrieving and selecting information
 - 1.2 apply terminology appropriate to the technologies being used at this division level
 - 1.3 demonstrate an understanding that the user manages and controls the outcomes of technology
- F2** 1.2 describe particular technologies being used for specific purposes
- F3** 1.1 demonstrate courtesy and follow classroom procedures when making appropriate use of computer technologies
 - 1.2 work collaboratively to share limited resources
 - 1.3 demonstrate appropriate care of technology equipment
- F6** 1.1 perform basic computer operations, which may vary by environment, including powering up, inserting disks, moving the cursor, clicking on an icon, using pull-down menus, executing programs, saving files, retrieving files, printing, ejecting disks and powering down
 - 1.3 operate basic audio and video equipment, including inserting, playing, recording and ejecting media
- P1** 1.1 create original text, using word processing software, to communicate and demonstrate understanding of forms and techniques
- P3** 1.1 access images, such as clip art, to support communication
- P4** 1.1 integrate text and graphics to form a meaningful message
 - 1.2 balance text and graphics for visual effect






Curriculum Outcomes


GRADE 1: English Language Arts, Plan #2

TASK: *Brown Bear, Brown Bear Parody*


GO 1.1 Discover and Explore, Bullet 1

-  share personal experiences that are clearly related to oral, print and other media texts


GO 1.2 Clarify and Extend, Bullet 2

-  group ideas and information into categories determined by an adult


GO 2.1 Use Strategies and Cues, Bullet 2

-  use previous experience and knowledge of oral language to make connections to the meaning of oral, print and other media texts


GO 2.2 Respond to Texts, Bullet 10

-  experiment with repetition, rhyme and rhythm to create effects in own, print and other media texts


GO 2.3 Understand Forms, Elements & Techniques, Bullet 2

-  identify various forms of media texts


GO 2.4 Create Original Text, Bullet 2

-  change, extend or complete rhymes, rhythms and sounds in pattern stories, poems, nursery rhymes and other oral, print and other media texts


GO 3.1 Plan and Focus, Bullet 4

-  follow spoken directions for gathering ideas and information


GO 3.2 Select and Process, Bullet 5

-  match information to research needs


GO 3.4 Share and Review, Bullet 1

-  share ideas and information from oral, print and other media texts with familiar audiences


GO 4.1 Enhance and Improve, Bullet 9

-  use words and pictures to add sensory detail in oral, print and other media texts


GO 4.2 Attend to Conventions, Bullet 1

-  write simple statements, demonstrating awareness of capital letters and periods


GO 4.3 Present and Share, Bullet 5

-  be attentive and show interest during listening or viewing activities

GO 5.1 Respect Others and Strengthen Community, Bullet 4

-  use appropriate words, phrases and sentences to ask questions, to see and give assistance, and to take turns

GO 5.2 Work Within a Group, Bullet 1

-  work in partnerships and groups

